


Introductory sub-table I (a) Statement showing Shareholding Pattern

Name of the Company : Time Technoplast Limited		Name of the Scrip : Equity	
Scrip Code : BSE - 532856 & NSE - TIMETECHNO		Quarter Ended : 30.06.2015	
Partly Paid-up shares	No. of Partly Paid-up shares	As a % of total no. of partly paid-up shares	As a % of total no. of shares of the Company
Held by promoter / promoter group	-	-	-
Held by public	-	-	-
Total (D)	-	-	-
Outstanding convertible securities	No. of outstanding securities	As a % of total no. of outstanding convertible securities	As a % of total no. of shares of the Company, assuming full conversion of the convertible securities
Held by promoter / promoter group	-	-	-
Held by public	-	-	-
Total (E)	-	-	-
Warrants	No. of warrants	As a % of total no. of warrants	As a % of total no. of shares of the Company, assuming full conversion of warrants
Held by promoter / promoter group	-	-	-
Held by public	-	-	-
Total (F)	-	-	-
Total paid-up capital of the company, assuming full conversion of warrants and convertible securities Grand Total (A+B+C) +D+E+F	210,117,750		100.00




Statement Showing Shareholding Pattern

Name of Company	Time Technoplast Limited
Script Code	BSE : 532856

Quarter : 30.06.2015
NSE : TIMETECHNO

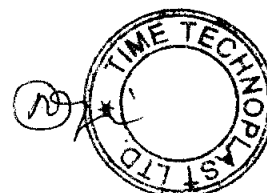
Category code	Category of Shareholder	Number of Shareholders	Total number of shares	Total Number of shares held in dematerialized form	Total shareholding as a percentage of total number of shares of		Shares Pledged or otherwise encumbered	
					As a percentage of(A+B)	As a percentage of (A+B+C)	Number of shares	As a percentage
(I)	(II)	(III)	(IV)	(V)	(VI)	(VII)	(VIII)	(IX) = (VIII/IV)*100
(A)	Promoter and Promoter Group							
1	Indian							
(a)	Individuals/ Hindu Undivided Family	8	17,366,258	16,178,758	8.2650	8.2650	-	-
(b)	Central Government/ State Government(s)	-	-	-	-	-	-	-
(c)	Bodies Corporate	6	105,472,371	103,297,371	50.1968	50.1968	29,159,000	27.6461
(d)	Financial Institutions/ Banks	-	-	-	-	-	-	-
(e)	Person Acting in Concert	1	92,968	92,968	0.0442	0.0442	-	-
	Sub-Total(A)(1)	15	122,931,597	119,569,097	58.5061	58.5061	29,159,000	23.7197
2	Foreign	-	-	-	-	-	-	-
	Sub-Total(A)(2)	-	-	-	-	-	-	-
	Total Shareholding of Promoter and Promoter Group (A)= (A)(1)+(A)(2)	15	122,931,597	119,569,097	58.5061	58.5061	29,159,000	23.7197
(B)	Public shareholding							
0	Institutions							
(a)	Mutual Funds/ UTI	3	18,509,996	18,509,996	8.8093	8.8093	-	-
(b)	Financial Institutions / Banks	2	87,384	87,384	0.0416	0.0416	23,827	27.2670
(c)	Central Government/ State Government(s)	-	-	-	-	-	-	-
(d)	Venture Capital Funds	-	-	-	-	-	-	-
(e)	Insurance Companies	-	-	-	-	-	-	-
(f)	Foreign Institutional Investors	28	41,029,031	41,029,031	19.5267	19.5267	-	-
(g)	Foreign Venture Capital Investors	-	-	-	-	-	-	-
(h)	Any Other (specify)	-	-	-	-	-	-	-
	Sub-Total (B)(1)	33	59,626,411	59,626,411	28.3776	28.3776	23,827	0.04
B 2	Non-institutions							
(a)	Bodies Corporate	279	4,127,718	4,127,718	1.9645	1.9645	1,593,765	38.6113
(b)	Individuals							
I	Individuals -i. Individual shareholders holding nominal share capital up to Rs 1 lakh	17153	10,636,768	10,630,248	5.0623	5.0623	272,749	2.5642
II	ii. Individual shareholders holding nominal share capital in excess of Rs. 1 lakh.	14	3,580,648	1,830,648	1.7041	1.7041	-	-
(c)	Any Other (specify)	-	-	-	-	-	-	-
(c-i)	Clearing Member	160	388,861	388,861	0.1851	0.1851	153,063	39.3619
	Foreign Portfolio Investor (Corporate)	3	862,299	862,299	0.4104	0.4104	-	-
	Foreign Portfolio Investor (Individual)	-	-	-	-	-	-	-
	Market Makers	-	-	-	-	-	-	-
	Office Bearers	44	92,444	88,544	0.0440	0.0440	-	-
(c-ii)	Foreign Nationals							
I	Non-Resident Indians (Repatriate)	207	947,891	947,891	0.4511	0.4511	-	-
II	Non-Resident Indians (Non-Repatriate)	58	198,984	198,984	0.0947	0.0947	-	-
(C-iii)	Foreign Companies	1	3,227,582	3,227,582	1.5361	1.5361	-	-
(C-iv)	Trusts	1	3,496,547	3,496,547	1.6641	1.6641	-	-
	Sub-Total (B)(2)	17920	27,559,742	25,799,322	13.1163	13.1163	2,019,577	7.3280
(B)	Total Public Shareholding (B) = (B)(1)+(B)(2)	17953	87,186,153	85,425,733	41.4939	41.4939	2,043,404	2.3437
	TOTAL (A)+(B)	17968	210,117,750	204,994,830	100.0000	100.0000	31,202,404	14.8500
(C)	Shares held by Custodians and against which Depository Receipts have been issued	-	-	-	-	-	-	-
	GRAND TOTAL (A)+(B)+(C)	17968	210,117,750	204,994,830	100.0000	100.0000	31,202,404	14.8500



(I)(b) Statement showing holding of securities (including shares, warrents, convertible securities) of persons belonging to the category "Promoter and Promoter Group"											
Sr. No.	Name of the shareholder	Details of share held		Encumbrance shares			Details of warrents		Details of convertible securities		Total Shares (including underlying shares assuming full conversion of warrents and convertible securities) as a % of diluted share capital
		Number of shares	As a % of grand total (A)+(B)+(C)	Number	As a percentage	As a % of grand total (A)+(B)+(C) of sub-clause (I)(a)	Number of warrents held	As a % of total nos. of warrents of the same class	Number of convertible securities held	As a % of total nos. of convertible securities of the same class	
(I)	(II)	(III)	(IV)	(V)	(VI) = (V)/(III)*100	(VII)	(VIII)	(IX)	(X)	(XI)	(XII)
1	Time Securities Services Pvt. Ltd.	42,177,098	20.0731	-	-	-	-	-	-	-	-
2	Vishwalaxmi Trading & Finance Pvt. Ltd.	37,772,667	17.9769	29,113,000	77.07	13.86	-	-	-	-	-
3	Time Exports Pvt. Ltd.	23,347,606	11.1117	46,000	0.20	0.02	-	-	-	-	-
4	Anil Jain	4,020,000	1.9132	-	-	-	-	-	-	-	-
5	Bharat Vageria	4,118,758	1.9602	-	-	-	-	-	-	-	-
6	Raghupathy Thyagarajan	4,020,000	1.9132	-	-	-	-	-	-	-	-
7	Naveen Mahendrakumar Jain	4,020,000	1.9132	-	-	-	-	-	-	-	-
8	Time Capital Limited	1,675,000	0.7972	-	-	-	-	-	-	-	-
9	Arun Jain (HUF)	575,000	0.2737	-	-	-	-	-	-	-	-
10	Arun Jain	500,000	0.2380	-	-	-	-	-	-	-	-
11	Kalinga Technologies Pvt. Ltd.	325,000	0.1547	-	-	-	-	-	-	-	-
12	Time Securitit & Guarantees Ltd.	175,000	0.0833	-	-	-	-	-	-	-	-
13	Sushila Jain	112,500	0.0535	-	-	-	-	-	-	-	-
14	Aaruna Vageria	92,968	0.0400	-	-	-	-	-	-	-	-
	Total	122,931,597	58.50	29,159,000	23.72	13.88	-	-	-	-	-

(I)(c) Statement showing holding of securities (including shares, warrents, convertible securities) of persons belonging to the category "Public" and holding more than 1% of the total number of shares

Sr. No.	Name of the shareholder	Details of share held		Details of warrents		Details of convertible securities		Total Shares (including underlying shares assuming full conversion of warrents and convertible securities) as a % of diluted share capital
		Number of shares	As a % of grand total (A)+(B)+(C)	Number of warrents held	As a % of total nos. of warrents of the same class	Number of convertible securities held	As a % of total nos. of convertible securities of the same class	
1	HDFC Trustee Company Limited - HDFC Prudence Fund AAATH1809A	18,165,996	8.65	-	-	-	-	-
2	American Funds Insurance Series Global Small Capitalization Fund	11,888,000	5.66	-	-	-	-	-
3	MORGAN STANLEY ASIA (SINGAPORE) PTE.	10,936,755	5.21	-	-	-	-	-
4	Grandeur Peak International Opportunities Fund	4,384,100	2.09	-	-	-	-	-
5	Grandeur Peak Emerging Markets Opportunities Fund	4,012,600	1.91	-	-	-	-	-
6	IL AND FS TRUST Company Ltd (Trustee of Business Excellence Trust India Business Excellence Fund)	3,496,547	1.66	-	-	-	-	-
7	Government Pension (Fund Global)	3,465,573	1.65	-	-	-	-	-
8	India Business Excellence Fund I	3,227,582	1.54	-	-	-	-	-
	Total	59,577,153	28.35	-	-	-	-	-



- (I)(c) Statement showing holding of securities (including shares, warrents, convertible securities) of persons (together with PAC) belonging to the category "Public" and holding more than 5% of the total number of shares

Sr. No.	Name of the shareholder	Details of share held		Details of warrents		Details of convertible securities		Total Shares (including underlying shares assuming full conversion of warrents and convertible securities) as a % of diluted share capital
		Number of shares	As a % of grand total (A)+(B)+(C)	Number of warrents held	As a % of total nos. of warrents of the same class	Number of convertible securities held	As a % of total nos. of convertible securities of the same class	
1	HDFC Trustee Company Limited - HDFC Prudence Fund AAATH1809A	18,165,996	8.65	-	-	-	-	-
2	American Funds Insurance Series Global Small Capitalization Fund	11,888,000	5.66	-	-	-	-	-
3	MORGAN STANLEY ASIA (SINGAPORE) PTE.	10,936,755	5.21	-	-	-	-	-
Total		40,990,751	19.51	-	-	-	-	-

(I) d) Statement showing details of locked-in shares

Sr. No.	Name of the shareholder	Category Promoters/Public	Number of locked-in shares	Percentage of Total Shares
N.A.				
Total				

(II)(a) Statement showing details of Depository Receipts (DRs)

Sr. No.	Type of outstanding DR (ADRs, GDRs, SDRs, etc.)	Number of outstanding DRs	Number of shares underlying outstanding DRs	Percentage of Total Shares
N.A.				
TOTAL				

(I)(b) Statement showing Holding of Depository Receipts (DRs), where underlying shares are in excess of 1% of the total number of shares

Sr. No.	Name of the DR Holder	Type of outstanding DR (ADRs, GDRs, SDRs, etc.)	Number of shares underlying outstanding DRs	Percentage of Total Shares
N.A.				
TOTAL				

