

### Statement showing Shareholding Pattern

Name of the Company : Time Technoplast Limited

Name of the Scrip : Equity

Scrip Code : BSE - 532856 & NSE - TIMETECHNO

Quarter Ended : 30.09.2015

Partly Paid-up shares	No. of Partly Paid-up shares	As a % of total no. of partly paid-up shares	As a % of total no. of shares of the Company
Held by promoter / promoter group	-	-	-
Held by public	-	-	-
<b>Total (D)</b>	-	-	-

Outstanding convertible securities	No. of outstanding securities	As a % of total no. of outstanding convertible securities	As a % of total no. of shares of the Company, assuming full conversion of the convertible securities
Held by promoter / promoter group	-	-	-
Held by public	-	-	-
<b>Total (E)</b>	-	-	-

Warrants	No. of warrants	As a % of total no. of warrants	As a % of total no. of shares of the Company, assuming full conversion of warrants
Held by promoter / promoter group	-	-	-
Held by public	-	-	-
<b>Total (F)</b>	-	-	-

<b>Total paid-up capital of the company, assuming full conversion of warrants and convertible securities</b>	<b>210,117,750</b>		<b>100.00</b>
<b>Grand Total (A+B+C) +D+E+F</b>			




**Statement Showing Shareholding Pattern**


<b>Name of Company</b>	<b>Time Technoplast Limited</b>
<b>Scrip Code</b>	<b>BSE : 532856</b>

<b>Quarter : 30.09.2015</b>
<b>NSE : TIMETECHNO</b>

Category code	Category of Shareholder	Number of Shareholders	Total number of shares	Total Number of shares held in dematerialized form	Total shareholding as a percentage of total number of shares of		Shares Pledged or otherwise encumbered	
					As a percentage of(A+B)	As a percentage of (A+B+C)	Number of shares	As a percentage
(I)	(II)	(III)	(IV)	(V)	(VI)	(VII)	(VIII)	(IX) = (VIII/IV)*100
<b>(A)</b>	<b>Promoter and Promoter Group</b>							
<b>1</b>	<b>Indian</b>							
(a)	Individuals/ Hindu Undivided Family	7	17,366,258	16,178,758	8.2650	8.2650	-	-
(b)	Central Government/ State Government(s)	-	-	-	-	-	-	-
(c)	Bodies Corporate	6	105,472,371	103,297,371	50.1968	50.1968	29,159,000	27.6461
(d)	Financial Institutions/ Banks	-	-	-	-	-	-	-
(e)	Person Acting in Concert	1	92,968	92,968	0.0442	0.0442	-	-
	<b>Sub Total(A)(1)</b>	<b>14</b>	<b>122,931,597</b>	<b>119,569,097</b>	<b>58.5061</b>	<b>58.5061</b>	<b>29,159,000</b>	<b>23.7197</b>
<b>2</b>	<b>Foreign</b>	-	-	-	-	-	-	-
	<b>Sub Total(A)(2)</b>	-	-	-	-	-	-	-
	<b>Total Shareholding of Promoter and Promoter Group (A)= (A)(1)+(A)(2)</b>	<b>14</b>	<b>122,931,597</b>	<b>119,569,097</b>	<b>58.5061</b>	<b>58.5061</b>	<b>29,159,000</b>	<b>23.7197</b>
<b>(B)</b>	<b>Public shareholding</b>							
<b>0</b>	<b>Institutions</b>							
(a)	Mutual Funds/ UTI	2	18,165,996	18,165,996	8.6456	8.6456	-	-
(b)	Financial Institutions / Banks	2	97,919	97,919	0.0466	0.0466	37,111	37.8997
(c)	Central Government/ State Government(s)	-	-	-	-	-	-	-
(d)	Venture Capital Funds	-	-	-	-	-	-	-
(e)	Insurance Companies	-	-	-	-	-	-	-
(f)	Foreign Institutional Investors	30	42,458,155	42,458,155	20.2068	20.2068	-	-
(g)	Foreign Venture Capital Investors	-	-	-	-	-	-	-
(h)	Qualified Foreign Investor	-	-	-	-	-	-	-
(h)	Any Other (specify)	-	-	-	-	-	-	-
	<b>Sub-Total (B)(1)</b>	<b>34</b>	<b>60,722,070</b>	<b>60,722,070</b>	<b>28.8991</b>	<b>28.8991</b>	<b>37,111</b>	<b>0.06</b>




Category code	Category of Shareholder	Number of Shareholders	Total number of shares	Total Number of shares held in dematerialized form	Total shareholding as a percentage of total number of shares of		Shares Pledged or otherwise encumbered	
					As a percentage of(A+B)	As a percentage of (A+B+C)	Number of shares	As a percentage
<b>B 2</b>	<b>Non-institutions</b>							
(a)	Bodies Corporate	321	3,279,885	3,279,885	1.5610	1.5610	1,192,526	36.3588
(b)	Individuals							
I	Individuals -i. Individual shareholders holding nominal share capital up to Rs 1 lakh	15856	9,274,676	9,268,156	4.4140	4.4140	107,474	1.1588
II	Individual shareholders holding nominal share capital in excess of Rs. 1 lakh.	13	4,008,418	2,258,418	1.9077	1.9077		
(c)	Qualified Foreign Investor	-	-	-	-	-	-	-
(d)	Any Other (specify)							
(d-i)	Clearing Member	153	442,570	442,570	0.2106	0.2106	210,705	47.6094
	Foreign Portfolio Investor (Corporate)	3	862,299	862,299	0.4104	0.4104	-	-
	Foreign Portfolio Investor (Individual)	-	-	-	-	-	-	-
	Market Makers	-	-	-	-	-	-	-
	Office Bearers	42	86,663	82,763	0.0412	0.0412	-	-
(c-ii)	Foreign Nationals							
I	Non-Resident Indians (Repatriate)	202	841,893	841,893	0.4007	0.4007	-	-
II	Non-Resident Indians (Non-Repatriate)	54	290,762	290,762	0.1384	0.1384	-	-
(C-iii)	Foreign Companies	1	3,227,582	3,227,582	1.5361	1.5361	-	-
(C-iv)	Hindu Undivided Family	554	652,788	652,788	0.3107	0.3107	17,700	2.71
(C-v)	Trusts	1	3,496,547	3,496,547	1.6641	1.6641	-	-
	<b>Sub-Total (B)(2)</b>	<b>17200</b>	<b>26,464,083</b>	<b>24,703,663</b>	<b>12.5949</b>	<b>12.5949</b>	<b>1,528,405</b>	<b>5.7754</b>
(B)	<b>Total Public Shareholding (B) = (B)(1)+(B)(2)</b>	<b>17234</b>	<b>87,186,153</b>	<b>85,425,733</b>	<b>41.4939</b>	<b>41.4939</b>	<b>1,565,516</b>	<b>1.7956</b>
	<b>TOTAL (A)+(B)</b>	<b>17248</b>	<b>210,117,750</b>	<b>204,994,830</b>	<b>100.0000</b>	<b>100.0000</b>	<b>30,724,516</b>	<b>14.6225</b>
(C)	Shares held by Custodians and against which Depository Receipts have been issued							
	<b>GRAND TOTAL (A)+(B)+(C)</b>	<b>17248</b>	<b>210,117,750</b>	<b>204,994,830</b>	<b>100.0000</b>	<b>100.0000</b>	<b>30,724,516</b>	<b>14.6225</b>



<b>(1)(b) Statement showing holding of securities (including shares, warrents, convertible securities) of persons belonging to the category "Promoter and Promoter Group"</b>											
Sr. No.	Name of the shareholder	Details of share held		Encumbrance shares			Details of warrents		Details of convertible securities		Total Shares (including underlying shares assuming full conversion of warrents and convertible securities) as a % of diluted share capital
		Number of shares	As a % of grand total (A)+(B)+(C)	Number	As a percentage	As a % of grand total (A)+(B)+(C) of sub-clause (I)(a)	Number of warrents held	As a % of total nos. of warrents of the same class	Number of convertible securities held	As a % of total nos. of convertible securities of the same class	
(I)	(II)	(III)	(IV)	(V)	(VI) = (V)/(III)*100	(VII)	(VIII)	(IX)	(X)	(XI)	(XII)
1	Time Securities Services Pvt. Ltd.	42,177,098	20.0731	-	-	-	-	-	-	-	-
2	Vishwalaxmi Trading & Finance Pvt. Ltd.	37,772,667	17.9769	29,113,000	77.07	13.86	-	-	-	-	-
3	Time Exports Pvt. Ltd.	23,347,606	11.1117	46,000	0.20	0.02	-	-	-	-	-
4	Anil Jain	4,020,000	1.9132	-	-	-	-	-	-	-	-
5	Bharat Vageria	4,118,758	1.9602	-	-	-	-	-	-	-	-
6	Raghupathy Thyagarajan	4,020,000	1.9132	-	-	-	-	-	-	-	-
7	Naveen Mahendrakumar Jain	4,020,000	1.9132	-	-	-	-	-	-	-	-
8	Time Capital Limited	1,675,000	0.7972	-	-	-	-	-	-	-	-
9	Arun Jain (HUF)	575,000	0.2737	-	-	-	-	-	-	-	-
10	Arun Jain	500,000	0.2380	-	-	-	-	-	-	-	-
11	Kalinga Technologies Pvt. Ltd.	325,000	0.1547	-	-	-	-	-	-	-	-
12	Time Securitis & Guarantees Ltd.	175,000	0.0833	-	-	-	-	-	-	-	-
13	Sushila Jain	112,500	0.0535	-	-	-	-	-	-	-	-
14	Aaruna Vageria	92,968	0.0400	-	-	-	-	-	-	-	-
	<b>Total</b>	<b>122,931,597</b>	<b>58.50</b>	<b>29,159,000</b>	<b>23.72</b>	<b>13.88</b>	-	-	-	-	-

(1)(c) Statement showing holding of securities (including shares, warrents, convertible securities) of persons belonging to the category "Public" and holding more than 1% of the total  
(d) number of shares

Sr. No.	Name of the shareholder	Details of share held		Details of warrents		Details of convertible securities		Total Shares (including underlying shares assuming full conversion of warrents and convertible securities) as a % of diluted share capital
		Number of shares	As a % of grand total (A)+(B)+(C)	Number of warrents held	As a % of total nos. of warrents of the same class	Number of convertible securities held	As a % of total nos. of convertible securities of the same class	
1	HDFC Trustee Company Limited - HDFC Prudence Fund AAATH1809A	18,165,996	8.65	-	-	-	-	-
2	American Funds Insurance Series Global Small Capitalization Fund	11,888,000	5.66	-	-	-	-	-
3	MORGAN STANLEY ASIA (SINGAPORE) PTE.	10,934,765	5.20	-	-	-	-	-
4	Grandeur Peak International Opportunities Fund	4,384,100	2.09	-	-	-	-	-
5	Grandeur Peak Emerging Markets Opportunities Fund	4,012,600	1.91	-	-	-	-	-
6	IL AND FS TRUST Company Ltd (Trustee of Business Excellence Trust India Business Excellence Fund)	3,496,547	1.66	-	-	-	-	-
7	Government Pension Fund Global	3,465,573	1.65	-	-	-	-	-
8	India Business Excellence Fund I	3,227,582	1.54	-	-	-	-	-
	<b>Total</b>	<b>59,575,163</b>	<b>28.35</b>	-	-	-	-	-



(I)(c) Statement showing holding of securities (including shares, warrents, convertible securities) of persons (together with PAC) belonging to the category "Public" and holding more than 5% of the total number of shares

Sr. No.	Name of the shareholder	Details of share held		Details of warrents		Details of convertible securities		Total Shares (including underlying shares assuming full conversion of warrents and convertible securities) as a % of diluted share capital
		Number of shares	As a % of grand total (A)+(B)+(C)	Number of warrents held	As a % of total nos. of warrents of the same class	Number of convertible securities held	As a % of total nos. of convertible securities of the same class	
1	HDFC Trustee Company Limited - HDFC Prudence Fund AAATH1809A	18,165,996	8.65	-	-	-	-	-
2	American Funds Insurance Series Global Small Capitalization Fund	11,888,000	5.66	-	-	-	-	-
3	MORGAN STANLEY ASIA (SINGAPORE) PTE.	10,934,765	5.20	-	-	-	-	-
Total		40,988,761	19.51	-	-	-	-	-

(I)(d) Statement showing details of locked-in shares

Sr. No.	Name of the shareholder	Category Promoters/Pu blic	Number of locked-in shares	Percentage of Total Shares
N.A.				
Total				

(II)(a) Statement showing details of Depository Receipts (DRs)

Sr. No.	Type of outstanding DR (ADRs, GDRs, SDRs, etc.)	Number of outstanding DRs	Number of shares underlying outstanding DRs	Percentage of Total Shares
N.A.				
TOTAL				

(II)(b) Statement showing Holding of Depository Receipts (DRs), where underlying shares are in excess of 1% of the total number of shares

Sr. No.	Name of the DR Holder	Type of outstanding DR (ADRs, GDRs, SDRs, etc.)	Number of shares underlying outstanding DRs	Percentage of Total Shares
N.A.				
TOTAL				

