

Shareholding Pattern under Regulation 31 of SEBI (Listing Obligations and Disclosure Requirements) Regulations, 2015

1	Name of Listed Entity: Time Technoplast Limited	
2	Scrip Code/Name of Scrip/Class of Security: 532856	
3	Share Holding Pattern Filed under: Reg. 31(1)(a)/Reg. 31(1)(b)/Reg.31(1)(c)	
	a.	If under 31(1)(b) then indicate the report for Quarter ending June 2023
	b.	If under 31(1)(c) then indicate date of allotment/extinguishment
4	Declaration: The Listed entity is required to submit the following declaration to the extent of submission of information:-	


	Particulars	Yes*	No*
1	Whether the Listed Entity has issued any partly paid up shares?		No
2	Whether the Listed Entity has issued any Convertible Securities or Warrants?		No
3	Whether the Listed Entity has any shares against which depository receipts are issued?		No
4	Whether the Listed Entity has any shares in locked-in?		No
5	Whether any shares held by promoters are pledge or otherwise encumbered?		No

* If the Listed Entity selects the option 'No' for the questions above, the columns for the partly paid up shares, Outstanding Convertible Securities/Warrants, depository receipts, locked-in shares, No of shares pledged or otherwise encumbered by promoters, as applicable, shall not be displayed at the time of dissemination on the Stock Exchange website. Also wherever there is 'No' declared by Listed Entity in above table the values will be considered as 'Zero' by default on submission of the format of holding of specified securities.

GENERATED ON: 06/07/2023

NSDL: 30/06/2023

CDSL: 30/06/2023




Time Technoplast Limited
Table I - Summary Statement holding of specified securities

Category	Category of shareholder	Nos. of shareholders	No. of fully paid up equity shares held	No. of Partly paid-up equity shares held	No. of shares underlying Depository Receipts	Total nos. shares held	Shareholding as a % of total no. of shares (calculated as per SCRR, 1957)	Number of Voting Rights held in each class of securities			No. of Shares Underlying Outstanding convertible securities (including Warrants)	Shareholding, as a % assuming full conversion of convertible securities (as a percentage of diluted share capital)	Number of Locked in shares		Number of Shares pledged or otherwise encumbered		Number of equity shares held in dematerialised form	
								No of Voting Rights					Total as a % of (A+B+C)	No. (a)	As a % of total Shares held(b)	No. (a)		As a % of total Shares held(b)
								Class eg: X	Class eg: y	Total								
(I)	(II)	(III)	(IV)	(V)	(VI)	(VII) = (IV)+(V)+ (VI)	(VIII) As a % of (A+B+C2)	(IX)			(X)	(XI)= (VII)+(X) As a % of (A+B+C2)	(XII)		(XIII)		(XIV)	
(A)	Promoter & Promoter Group	9	116891804	0	0	116891804	51.6885	116891804	0	116891804	51.6885	0	51.6885	0	0	0	0	116891804
(B)	Public	77989	109254946	0	0	109254946	48.3115	109254946	0	109254946	48.3115	0	48.3115	0	0	NA	NA	109252326
(C)	Non Promoter - Non Public					0			0			0			0	NA	NA	
(C1)	Shares Underlying DRs	0	0	0	0	0	0	0	0	0	0	0	0	0	0	NA	NA	0
(C2)	Shares Held By Employee Trust	0	0	0	0	0	0	0	0	0	0	0	0	0	0	NA	NA	0
	Total	77998	226146750	0	0	226146750	100	226146750	0	226146750	100	0	100	0	0	0	0	226144130

GENERATED ON: 06/07/2023

NSDL: 30/06/2023

CDSL: 30/06/2023



Time Technoplast Limited
Table II - Statement showing shareholding pattern of the Promoter and Promoter Group

Promoter Group																		
	Category & Name of the shareholders	Nos. of shareholders	No. of fully paid up equity shares held	Partly paid up equity shares held	No. of shares underlying Depository Receipts	Total nos. shares held	Shareholding % calculated as per SCRR, 1957 As a % of (A+B+C2)	Number of Voting Rights held in each class of securities				No. of Shares Underlying Outstanding convertible securities (including Warrants)	Shareholding, as a % assuming full conversion of convertible securities (as a percentage of diluted share capital)	Number of Locked in shares		Number of Shares pledged or otherwise encumbered		Number of equity shares held in dematerialised form
								No of Voting Rights			Total as a % of Total Voting Rights			No. (a)	As a % of total Shares held (b)	No. (a)	As a % of total Shares held (b)	
								Class eg: X	Class eg: y	Total								
	(I)	(III)	(IV)	(V)	(VI)	(VII) = (IV)+(V)+(VI)	(VIII) As a % of (A+B+C2)	(IX)				(X)	(XI)= (VII)+(X) As a % of (A+B+C2)	(XII)		(XIII)		(XIV)
1	Indian																	
(a)	Individuals / Hindu Undivided Family	6	17683440	0	0	17683440	7.8195	17683440	0	17683440	7.8195	0	7.8195	0	0	0	0	17683440
	Bharat Vageria	1	4589750	0	0	4589750	2.0295	4589750	0	4589750	2.0295	0	2.0295	0	0	0	0	4589750
	Naveen Mahendra Kumar Jain	1	4563750	0	0	4563750	2.018	4563750	0	4563750	2.018	0	2.018	0	0	0	0	4563750
	Raghupathy Thyagarajan	1	4563750	0	0	4563750	2.018	4563750	0	4563750	2.018	0	2.018	0	0	0	0	4563750
	Ritu Jain	1	3566250	0	0	3566250	1.577	3566250	0	3566250	1.577	0	1.577	0	0	0	0	3566250
	Vishal Anil Jain	1	299940	0	0	299940	0.1326	299940	0	299940	0.1326	0	0.1326	0	0	0	0	299940
	Aruna Bharat Vageria	1	100000	0	0	100000	0.0442	100000	0	100000	0.0442	0	0.0442	0	0	0	0	100000
(b)	Central Government / State Government(s)	0	0	0	0	0	0	0	0	0	0	0	0	0	0	0	0	0
(c)	Financial Institutions / Banks	0	0	0	0	0	0	0	0	0	0	0	0	0	0	0	0	0
(d)	Any Other (Specify)	3	99208364	0	0	99208364	43.869	99208364	0	99208364	43.869	0	43.869	0	0	0	0	99208364
	Bodies Corporate	3	99208364	0	0	99208364	43.869	99208364	0	99208364	43.869	0	43.869	0	0	0	0	99208364
	Time Securities Services Private Limited	1	41979136	0	0	41979136	18.5628	41979136	0	41979136	18.5628	0	18.5628	0	0	0	0	41979136
	Vishwalaxmi Trading And Finance Pvt Ltd	1	35100509	0	0	35100509	15.5211	35100509	0	35100509	15.5211	0	15.5211	0	0	0	0	35100509
	Time Exports Private Limited	1	22128719	0	0	22128719	9.7851	22128719	0	22128719	9.7851	0	9.7851	0	0	0	0	22128719
	Sub Total (A)(1)	9	116891804	0	0	116891804	51.6885	116891804	0	116891804	51.6885	0	51.6885	0	0	0	0	116891804
2	Foreign																	
(a)	Individuals (Non-Resident Individuals / Foreign Individuals)	0	0	0	0	0	0	0	0	0	0	0	0	0	0	0	0	0
(b)	Government	0	0	0	0	0	0	0	0	0	0	0	0	0	0	0	0	0
(c)	Institutions	0	0	0	0	0	0	0	0	0	0	0	0	0	0	0	0	0
(d)	Foreign Portfolio Investor	0	0	0	0	0	0	0	0	0	0	0	0	0	0	0	0	0
(e)	Any Other (Specify)	0	0	0	0	0	0	0	0	0	0	0	0	0	0	0	0	0
	Sub Total (A)(2)	0	0	0	0	0	0	0	0	0	0	0	0	0	0	0	0	0
	Total Shareholding Of Promoter And Promoter Group (A)= (A)(1)+(A)(2)	9	116891804	0	0	116891804	51.6885	116891804	0	116891804	51.6885	0	51.6885	0	0	0	0	116891804

Details of Shares which remain unclaimed may be given hear along with details such as number of shareholders, outstanding shares held in demat/unclaimed suspense account, voting rights which are frozen etc.

Note :

(1) PAN would not be displayed on website of Stock Exchange(s)

(2) The term 'Encumbrance' has the same meaning as assigned under regulation 28(3) of SEBI (Substantial Acquisition of Shares and Takeovers) Regulations, 2011.

GENERATED ON: 06/07/2023

NSDL: 30/06/2023

CDSL: 30/06/2023



Time Technoplast Limited

Table III - Statement showing shareholding pattern of the Public shareholder

Category & Name of the shareholders	Nos. of shareholders	No. of fully paid up equity shares held	Partly paid-up equity shares held	No. of shares underlying Depository Receipts	Total nos. shares held	Shareholding % calculated as per SCRR, 1957 As a % of (A+B+C2)	Number of Voting Rights held in each class of securities			No. of Shares Underlying Outstanding convertible securities (including Warrants)	Shareholding, as a % assuming full conversion of convertible securities (as a percentage of diluted share capital)	Number of Locked in shares		Number of Shares pledged or otherwise encumbered		Number of equity shares held in dematerialised form	Sub-categorization of shares			
							No of Voting Rights					Total as a % of Total Voting Rights	No. (a)	As a % of total Shares held(b)	No. (a)		As a % of total Shares held(b)	Shareholding(No. of shares) under		
							Class eg: X	Class eg: Y	Total									Sub-category(i)	Sub-category(ii)	Sub-category(iii)
(I)	(III)	(IV)	(V)	(VI)	(VII) = (IV)+(V)+ (VI)	(VIII) As a % of (A+B+C2)	(IX)			(X)	(XI)= (VII)+(X) As a % of (A+B+C2)	(XII)	(XIII)	(XIV)	(XV)					
1	Institutions (Domestic)																			
(a)	Mutual Fund	1	10688305	0	0	10688305	4.7263	10688305	0	10688305	4.7263	0	4.7263	0	0	NA	NA	10688305		
	Hdfc Trustee Company Ltd. A/C Hdfc Balanced Advantage Fund	1	10688305	0	0	10688305	4.7263	10688305	0	10688305	4.7263	0	4.7263	0	0	NA	NA	10688305		
(b)	Venture Capital Funds	0	0	0	0	0	0	0	0	0	0	0	0	0	0	NA	NA	0		
(c)	Alternate Investment Funds	5	3336804	0	0	3336804	1.4755	3336804	0	3336804	1.4755	0	1.4755	0	0	NA	NA	3336804		
(d)	Banks	0	0	0	0	0	0	0	0	0	0	0	0	0	0	NA	NA	0		
(e)	Insurance Companies	0	0	0	0	0	0	0	0	0	0	0	0	0	0	NA	NA	0		
(f)	Provident Funds/ Pension Funds	0	0	0	0	0	0	0	0	0	0	0	0	0	0	NA	NA	0		
(G)	Asset Reconstruction Companies	0	0	0	0	0	0	0	0	0	0	0	0	0	0	NA	NA	0		
(h)	Sovereign Wealth Funds	0	0	0	0	0	0	0	0	0	0	0	0	0	0	NA	NA	0		
(i)	NBFCs registered with RBI	0	0	0	0	0	0	0	0	0	0	0	0	0	0	NA	NA	0		
(j)	Other Financial Institutions	0	0	0	0	0	0	0	0	0	0	0	0	0	0	NA	NA	0		
(k)	Any Other (Specify)	0	0	0	0	0	0	0	0	0	0	0	0	0	0	NA	NA	0		
	Sub Total (B)(1)	6	14025109	0	0	14025109	6.2018	14025109	0	14025109	6.2018	0	6.2018	0	0	NA	NA	14025109		
2	Institutions (Foreign)																			
(a)	Foreign Direct Investment	0	0	0	0	0	0	0	0	0	0	0	0	0	0	NA	NA	0		
(b)	Foreign Venture Capital Investors	0	0	0	0	0	0	0	0	0	0	0	0	0	0	NA	NA	0		
(c)	Sovereign Wealth Funds	0	0	0	0	0	0	0	0	0	0	0	0	0	0	NA	NA	0		
(d)	Foreign Portfolio Investors Category I	62	15376911	0	0	15376911	6.7995	15376911	0	15376911	6.7995	0	6.7995	0	0	NA	NA	15376911		
	Quadrature Capital Vector Sp Limited	1	3059194	0	0	3059194	1.3527	3059194	0	3059194	1.3527	0	1.3527	0	0	NA	NA	3059194		
(e)	Foreign Portfolio Investors Category II	7	182720	0	0	182720	0.0808	182720	0	182720	0.0808	0	0.0808	0	0	NA	NA	182720		
(f)	Overseas Depositories(holding DRs) (balancing figure)	0	0	0	0	0	0	0	0	0	0	0	0	0	0	NA	NA	0		
(g)	Any Other (Specify)	0	0	0	0	0	0	0	0	0	0	0	0	0	0	NA	NA	0		
	Sub Total (B)(2)	69	15559631	0	0	15559631	6.8803	15559631	0	15559631	6.8803	0	6.8803	0	0	NA	NA	15559631		
3	Central Government/ State Government(s)																			
(a)	Central Government / President of India	0	0	0	0	0	0	0	0	0	0	0	0	0	0	NA	NA	0		
(b)	State Government / Governor	0	0	0	0	0	0	0	0	0	0	0	0	0	0	NA	NA	0		
(C)	Shareholding by Companies or Bodies Corporate where Central / State Government is a promoter	0	0	0	0	0	0	0	0	0	0	0	0	0	0	NA	NA	0		
	Sub Total (B)(3)	0	0	0	0	0	0	0	0	0	0	0	0	0	0	NA	NA	0		
4	Non-Institutions																			
(a)	Associate companies / Subsidiaries	0	0	0	0	0	0	0	0	0	0	0	0	0	0	NA	NA	0		
(b)	Directors and their relatives (excluding Independent Directors and nominee Directors)	0	0	0	0	0	0	0	0	0	0	0	0	0	0	NA	NA	0		
(C)	Key Managerial Personnel	0	0	0	0	0	0	0	0	0	0	0	0	0	0	NA	NA	0		
(D)	Relatives of promoters (other than 'immediate relatives' of promoters disclosed under 'Promoter and Promoter Group' category)	0	0	0	0	0	0	0	0	0	0	0	0	0	0	NA	NA	0		
(E)	Trusts where any person belonging to 'Promoter and Promoter Group' category is 'trustee', 'beneficiary', or 'author of the trust'	0	0	0	0	0	0	0	0	0	0	0	0	0	0	NA	NA	0		
(f)	Investor Education and Protection Fund (IEPF)	1	8980	0	0	8980	0.004	8980	0	8980	0.004	0	0.004	0	0	NA	NA	8980		
(g)	i. Resident Individual holding nominal share capital up to Rs. 2 lakhs.	74584	43702488	0	0	43702488	19.3248	43702488	0	43702488	19.3248	0	19.3248	0	0	NA	NA	43699868		
(h)	ii. Resident Individual holding nominal share capital in excess of Rs. 2 lakhs.	16	6372272	0	0	6372272	2.8178	6372272	0	6372272	2.8178	0	2.8178	0	0	NA	NA	6372272		
(i)	Non Resident Indians (NRIs)	1357	2368094	0	0	2368094	1.0471	2368094	0	2368094	1.0471	0	1.0471	0	0	NA	NA	2368094		
(j)	Foreign Nationals	1	500	0	0	500	0.0002	500	0	500	0.0002	0	0.0002	0	0	NA	NA	500		
(k)	Foreign Companies	1	15200000	0	0	15200000	6.7213	15200000	0	15200000	6.7213	0	6.7213	0	0	NA	NA	15200000		
	Ntasian Discovery India Fund	1	15200000	0	0	15200000	6.7213	15200000	0	15200000	6.7213	0	6.7213	0	0	NA	NA	15200000		
(l)	Bodies Corporate	371	7992728	0	0	7992728	3.5343	7992728	0	7992728	3.5343	0	3.5343	0	0	NA	NA	7992728		
(m)	Any Other (Specify)	1583	4025144	0	0	4025144	1.7799	4025144	0	4025144	1.7799	0	1.7799	0	0	NA	NA	4025144		
	Trusts	2	8496	0	0	8496	0.0038	8496	0	8496	0.0038	0	0.0038	0	0	NA	NA	8496		
	Body Corp-Ltd Liability Partnership	45	1063746	0	0	1063746	0.4704	1063746	0	1063746	0.4704	0	0.4704	0	0	NA	NA	1063746		
	Office Bearers	10	10280	0	0	10280	0.0045	10280	0	10280	0.0045	0	0.0045	0	0	NA	NA	10280		
	Hindu Undivided Family	1518	2933598	0	0	2933598	1.2972	2933598	0	2933598	1.2972	0	1.2972	0	0	NA	NA	2933598		
	Clearing Member	8	9024	0	0	9024	0.004	9024	0	9024	0.004	0	0.004	0	0	NA	NA	9024		
	Sub Total (B)(4)	77914	79670206	0	0	79670206	35.2294	79670206	0	79670206	35.2294	0	35.2294	0	0	NA	NA	79667586		
	Total Public Shareholding (B) = (B)(1)+(B)(2)+(B)(3)+b(4)	77989	109254946	0	0	109254946	48.3115	109254946	0	109254946	48.3115	0	48.3115	0	0	NA	NA	109252326		

Details of the shareholders acting as persons in Concert including their Shareholding (No. and %):

No. of shareholders	%
0	




Details of Shares which remain unclaimed may be given hear along with details such as number of shareholders, outstanding shares held in demat/unclaimed suspense account, voting rights which are frozen etc.

No. of shareholders
0

- Note :
- (1) PAN would not be displayed on website of Stock Exchange(s).
 - (2) The above format needs to be disclosed along with the names of the shareholders holding 1% or more than 1% of shares of the listed entity. Column no.(XIII)is not applicable in the above format.
 - (3) W.r.t. the information pertaining to Depository Receipts, the same may be disclosed in the respective columns to the extent information available and the balance to be disclosed as held by custodian.
 - (4) Categorization and disclosure of each shareholder category should be carried out in the order prescribed in the above format. If a shareholder is falling under more than one category, then the same shall be classified in the category falling first in the order prescribed in the above format.
 - (5) Sub-categorization of shares under column no.(XV) will be based on shareholding(no. of shares)under the following sub-categories:
 - (i) Shareholder who are represented by a nominee Director on the board of the listed entity or have the right to nominate a representative(i.e. Director)on the board of the listed entity.
 - (ii) Shareholder who have entered into shareholder agreement with the listed entity.
 - (iii) Shareholders acting as persons in concert with promoters.

GENERATED ON: 06/07/2023 NSDL: 30/06/2023 CDSL: 30/06/2023



Time Technoplast Limited
Table IV - Statement showing shareholding pattern of the Non Promoter- Non Public shareholder

Category & Name of the shareholders	Nos. of shareholders	No. of fully paid up equity shares held	Partly paid-up equity shares held	No. of shares underlying Depository Receipts	Total nos. shares held	Shareholding % calculated as per SCRR, 1957 As a % of (A+B+C2)	Number of Voting Rights held in each class of securities				No. of Shares Underlying Outstanding convertible securities (including Warrants)	Shareholding , as a % assuming full conversion of convertible securities (as a percentage of diluted share capital)	Number of Locked in shares		Number of Shares pledged or otherwise encumbered		Number of equity shares held in dematerialised form	
							No of Voting Rights			Total as a % of (A+B+C)			No. (a)	As a % of total Shares held(b)	No. (a)	As a % of total Shares held(b)		
							Class eg: X	Class eg: y	Total									
(I)	(III)	(IV)	(V)	(VI)	(VII) = (IV)+(V)+(VI)	(VIII) As a % of (A+B+C2)	(IX)				(X)	(XI)= (VII)+(X) As a % of (A+B+C2)	(XII)		(XIII)		(XIV)	
1 Custodian/DR Holder	0	0	0	0	0	0	0	0	0	0	0	0	0	0	0	NA	NA	0
2 Employee Benefit Trust / Employee Welfare Trust under SEBI (Share based Employee Benefits and Sweat Equity) Regulations, 2021	0	0	0	0	0	0	0	0	0	0	0	0	0	0	0	NA	NA	0
Total Non-Promoter- Non Public Shareholding (C)= (C)(1)+(C)(2)	0	0	0	0	0	0	0	0	0	0	0	0	0	0	0	NA	NA	0

Note

(1) PAN would not be displayed on website of Stock Exchange(s).

(2) The above format needs to be disclosed along with the names of the shareholders holding 1% or more than 1% of shares of the listed entity. Column no.(XIII) is not applicable in the above format.

(3) W.r.t. the information pertaining to Depository Receipts, the same may be disclosed in the respective columns to the extent information available.

GENERATED ON: 06/07/2023

NSDL: 30/06/2023

CDSL: 30/06/2023

